

FUJITSU

| AUSTRALIA'S FAVOURITE AIR®

CLASSIC
RANGE

WALL
MOUNTED

RELIABLE, TRUSTED COMFORT | ENERGY EFFICIENT
BACKED BY A 5 YEAR FULL PARTS & LABOUR WARRANTY

WHY CHOOSE FUJITSU?

AUSTRALIA'S FAVOURITE AIR®

Fujitsu General is a leading supplier of air conditioners in Australia, with a portfolio to suit both residential and commercial applications.

We focus all of our research and manufacturing strengths into air conditioners which has resulted in our extensive range of world-class, energy efficient, market-leading air conditioners.

Fujitsu General strives to consistently provide high quality, reliable products accompanied by superior customer service. To be 'Australia's Favourite Air®' means to be the best air conditioning company to deal with in Australia, not just a leading air conditioning brand.

That's why we're proud to say we are 'Australia's Favourite Air®'.

PEACE OF MIND

Fujitsu believe in the quality and reliability of every air conditioner we sell. This is why we're happy to provide a 5 year parts and labour warranty across the entire range.



FUJITSU CHANNEL PARTNER NETWORK

Fujitsu have a comprehensive network of retailers and dealers right across Australia. This ensures that there is a local stockist in your area to assist you in purchasing a Fujitsu air conditioning system for your home.


VOTED BY AUSTRALIANS AS THE 'MOST TRUSTED BRAND - AIR CONDITIONING CATEGORY 5 YEARS IN A ROW'

Fujitsu understands that our customers are investing in our brand and trusting that we will provide their family with a comfortable living environment all year round. Fujitsu is honoured to be voted Reader's Digest Most Trusted Brand in the Air Conditioning category 5 years in a row and awarded Best Rated Split System Air Conditioner by Finder.



EXCEPTIONAL AFTER SALES SERVICE

At Fujitsu, we pride ourselves on providing exceptional customer service. Fujitsu General Assist is our in-house customer care and technical support department which was implemented to deliver a high level of support and accessibility to our customers.



Fujitsu General Assist deploys Fujitsu trained technicians in Sydney, Melbourne, Brisbane, Adelaide and Perth and provides access to dedicated Service Agents in all other parts of Australia. These technicians are well equipped with the necessary tools and spare parts to enable them to resolve issues onsite, promptly. This offers customers a high first time fix rate and seamless experience.



CLASSIC RANGE

WALL MOUNTED



ASTG09/12/18/22LVCC



ASTG24/30/34LFCC



COMFORT & STYLE, ROOM TO ROOM

MODEL RANGE


The Classic range has a number of models available in varying capacities, making it suitable for any room in your home. All models are reverse cycle and contain inverter technology.

THE INVERTER DIFFERENCE

The Inverter component allows the outdoor unit to vary its speed and output to match the required capacity of the indoor unit. Our Inverter products are up to 30% more efficient than conventional models, cheaper to run and provide a more stable operation which consistently maintains the perfect temperature.

CLEAN, FILTERED AIR

The Classic range's standard filter uses static electricity to clean fine particles and dust in the air such as tobacco smoke and plant pollen that are too small to see. The filter contains catechin, highly effective against bacteria growth, creating a safer, cleaner home for the entire family.



ENERGY EFFICIENT SYSTEMS

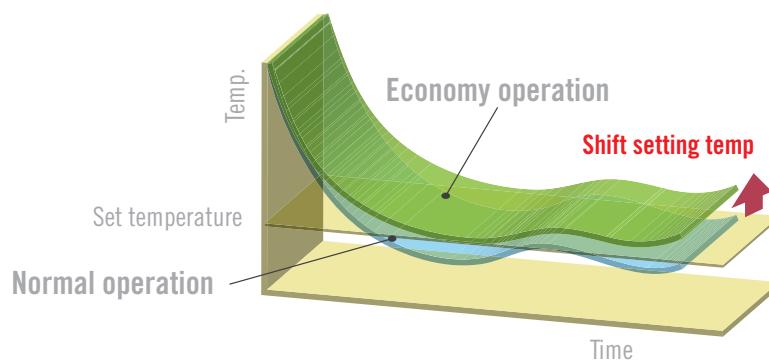
The Classic range has a number of energy efficient features, helping you reduce power usage. With features such as DC rotary compressors, DC inverter control, DC fan motor technologies and programs allowing you to tailor your air conditioning needs, year round comfort has never been more affordable.

CONTROLLER OPTIONS

The Classic range has a variety of controller options, giving you control of your climate at your fingertips. With features such as economy operation, sleep mode, and program timers, you can tailor your comfort needs at the touch of a button.

ECONOMY OPERATION

The Classic range's Economy Operation is an energy saving setting that allows the set temperature of the indoor unit to change by 1°C intervals, limiting the maximum energy usage of the air conditioner.



FEATURES*

COMFORT FUNCTIONS



10° C HEAT OPERATION

The room temperature can be set to go no lower than 10°C, ensuring that the room does not get too cold when not occupied.



UP / DOWN SWING LOUVRE

The up / down louvre automatically swings up and down.



RIGHT / LEFT SWING LOUVRE

The right / left louvre automatically swings in either direction.



DOUBLE SWING AUTOMATIC

Complex swing action of the louvres enables them to swing automatically in both horizontal and vertical directions.



AUTOMATIC LOUVRE

The position of the louvres is set automatically to match the operating mode. It is also possible to adjust the louvres using the remote control.



AUTO SHUT LOUVRE

The auto shut louvres close or open automatically when the unit stops or starts.



AUTOMATIC AIR FLOW ADJUSTMENT

When auto mode is selected for the fan, the micro-processor adjusts the airflow to follow changes in room temperature.



AUTO RESTART

Should there be temporary loss of power, the unit will automatically restart itself in the same operating mode, once the power is restored.



AUTO-CHANGEOVER

The unit automatically switches between heating and cooling modes based on the temperature setting and room temperature.

CONVENIENCE FUNCTIONS



SLEEP TIMER

The micro-processor gradually changes the room temperature, allowing you to sleep comfortably at night.



PROGRAM TIMER

This timer allows selection of one of four options; ON, OFF, ON → OFF, or OFF → ON.



FILTER SIGN

Select appropriate intervals for displaying the filter sign on the indoor unit according to the estimated amount of dust in the air of the room.



ON-OFF TIMER

ON-OFF timer can be set to operate once every 24 hours.



WEEKLY TIMER[^]

Different ON-OFF times can be set for up to 7 days.



WEEKLY + SETBACK TIMER[^]

Weekly + Setback timer can set temperature for two time spans and for each day of the week.



SUPER QUIET MODE

The indoor units fan can operate at a low speed to produce quieter operation.

*Note: not all features available on all models, please refer to features checklist on page 8 [^]UTY-RVNYN is required

ENERGY EFFICIENT FUNCTIONS



DEMAND RESPONSE

This product is designed to be compatible with Air Conditioning Demand Response program. When your electricity supplier activates one of the three modes, the air conditioner switches over to the appropriate operation.



ECONOMY MODE

The economy operation will save energy in heating, cooling and dry mode. Economy operation is set by pressing the button on the remote control.



V-PAM

V-PAM inverter technology increases the maximum output of the compressor significantly and enables high power and high efficiency.



i-PAM

i-PAM inverter technology enables high output and high efficiency performance.



WASHABLE PANEL

Dust which accumulates on the air conditioner can be easily cleaned with a damp cloth.



APPLE-CATECHIN FILTER

Fine dust, invisible mould spores and harmful microorganisms are absorbed onto the filter by static electricity and further growth is inhibited and deactivated by the polyphenol ingredient extracted from apples.



LONG-LIFE ION DEODORISATION FILTER

The filter deodorises by powerfully decomposing absorbed odours using the oxidising and reducing effects of ion generated by the ultra-fine-particle ceramic.



FEATURES CHECKLIST

FEATURES	ASTG09/12/18/22LVCC	ASTG24/30/34LFCC
COMFORT FUNCTIONS		
Up / Down Swing Louvres	✓	✓
Double Auto Swing Louvres		✓
Automatic Air Flow Adjustment	✓	✓
Automatic Louvre	✓	✓
Right / Left Swing Louvre		✓
Auto Shut Louvre	✓	✓
Auto Restart	✓	✓
Auto Changeover	✓	✓
10°C HEAT Operation	✓	✓
CONVENIENCE FUNCTIONS		
Super Quiet Mode	✓	✓
Sleep Timer	✓	✓
Program Timer	✓	✓
Weekly Timer	○	○
Weekly + Setback Timer	○	○
On-Off Timer	✓	✓
Filter Sign	✓	✓
ENERGY EFFICIENT FUNCTIONS		
i-PAM / V-PAM Control	✓	✓
Demand Response*	✓	✓
Economy Mode	✓	✓
CLEAN FUNCTIONS		
Long-life Ion Deodorisation Filter	✓	✓
Apple-Catechin Filter	✓	✓
Washable Panel	✓	✓

○ Optional feature when using a wired controller and communication kit where applicable.

* Demand control option pcb required

SPECIFICATIONS & FEATURES

Products in this brochure contain R410A refrigerant. Please refer to specifications before installation and servicing this product. Only persons and / or companies qualified and experienced in the installation, service and repair of refrigerant products should be permitted to do so. The purchaser must ensure that the person and / or company who is to install, service or repair this air conditioner has qualifications and experience in refrigerant products.

Suitable access for warranty and service is required. Future improvements, specifications, designs of product and availability are subject to change without notice. Please check with your dealer.

ALL CAPACITY AND ENERGY EFFICIENCY RATINGS ARE BASED ON THE 2019 GEMS <65KW DETERMINATION

COOLING	Indoor temperature	27°C DB / 19°C WB
	Outdoor temperature	35°C DB / 24°C WB

HEATING	Indoor temperature	20°C DB / 15°C WB
	Outdoor temperature	7°C DB / 6°C WB

Running current is at rated conditions (AS3823) and does not include compressor start-up or variations in power supply and load conditions.

INDOOR UNITS



ASTG09/12/18/22LVCC



ASTG24/30/34LFCC

OUTDOOR UNITS



AOTG09/12LVCC



AOTG18/22LVCC
AOTG24LFCC



AOTG30LFTC



AOTG34LFTC

AVAILABLE OPTIONAL CONTROLLERS



UTY-RVNYN
Backlit Wired Remote
Controller (High Grade)*



UTY-RNNYN
Wired Remote
Controller*



UTY-RSNNY
Simple Wired
Controller*

*Optional Communication Kit (UTY-TWBXF1) is required for connection to the ASTG09/12/18/22LVCC models.

PRODUCT SPECIFICATIONS

Model No.	Indoor Unit		ASTG09LVCC	ASTG12LVCC	ASTG18LVCC	ASTG22LVCC
	Outdoor Unit		AOTG09LVCC	AOTG12LVCC	AOTG18LVCC	AOTG22LVCC
Operation Type			Reverse Cycle	Reverse Cycle	Reverse Cycle	Reverse Cycle
Power Source	V / Ph / HZ		240 / 1 / 50	240 / 1 / 50	240 / 1 / 50	240 / 1 / 50
Capacity	Cooling	kW	2.50 (0.50-3.30)	3.50 (0.90-4.00)	5.00 (0.90-5.80)	6.30 (0.90-7.30)
	Heating	kW	3.40 (0.50-4.00)	4.80 (0.90-5.60)	6.00 (1.05-8.10)	7.20 (1.05-8.70)
Input Power	Cooling	kW	0.58 (0.25-1.24)	0.92 (0.25-1.42)	1.53 (0.18-2.03)	1.95 (0.18-2.75)
	Heating	kW	0.73 (0.25-1.56)	1.11 (0.25-2.00)	1.49 (0.17-3.19)	2.03 (0.17-4.18)
EER	Cooling	kW / kW	4.31	3.80	3.27	3.23
COP	Heating	kW / kW	4.66	4.32	4.03	3.55
Star Rating	Cooling: Hot / Average / Cold		4.5 / 3.5 / 3.5	4.5 / 3.5 / 4	4 / 3 / 3.5	3.5 / 3 / 3.5
	Heating: Hot / Average / Cold		3.5 / 3 / 2.5	3.5 / 3 / 2	3.5 / 3 / 2	3 / 2 / 1.5
Running Current	Cooling / Heating	amps	2.8 / 3.5	4.2 / 5.0	6.5 / 6.3	8.2 / 8.5
Moisture Removal		l / hr	1.3	1.8	2.6	2.7
Noise Level	Indoor Sound Pressure (High / Quiet)	dB(A)	41 / 21	42 / 21	46 / 29	48 / 32
	Outdoor Sound Pressure	dB(A)	47	48	52	55
	Outdoor Sound Power	dB(A)	64	66	69	72
Air Circulation (Indoor - High Fan)		l / sec	219	225	267	267
Net Dimensions (H x W x D)	Indoor Unit	mm	293 x 790 x 225	293 x 790 x 225	293 x 790 x 225	293 x 790 x 225
		kgs	9.5	9.5	9.5	10
	Outdoor Unit	mm	540 x 660 x 290	540 x 790 x 290	620 x 790 x 290	620 x 790 x 290
		kgs	25	34	37	40
Piping Connections (Liquid / Suction)		mm	∅6.35 / ∅9.52	∅6.35 / ∅9.52	∅6.35 / ∅12.70	∅6.35 / ∅15.88
Max Pipe Length (Precharged Length)		m	20 / 15	20 / 15	20 / 15	20 / 15
Max Height Difference		m	15	15	15	15
Operation Range	Cooling	°CDB	10 to 46	10 to 46	10 to 46	10 to 46
	Heating	°CDB	-15 to 24	-15 to 24	-15 to 24	-15 to 24
Refrigerant			R410A	R410A	R410A	R410A

PRODUCT SPECIFICATIONS

Model No.	Indoor Unit		ASTG24LFCC	ASTG30LFCC	ASTG34LFCC
	Outdoor Unit		AOTG24LFCC	AOTG30LFCC	AOTG34LFCC
Operation Type			Reverse Cycle	Reverse Cycle	Reverse Cycle
Power Source	V / Ph / HZ		240 / 1 / 50	240 / 1 / 50	240 / 1 / 50
Capacity	Cooling	kW	7.10 (0.90-8.30)	8.00 (2.90-9.00)	9.20 (2.90-10.00)
	Heating	kW	8.00 (0.90-10.60)	9.00 (2.20-11.00)	10.00 (2.70-11.20)
Input Power	Cooling	kW	2.17 (0.30-3.21)	2.42 (0.58-4.04)	2.80 (0.59-4.40)
	Heating	kW	2.26 (0.28-4.40)	2.64 (0.50-4.52)	3.03 (0.60-4.52)
EER	Cooling	kW / kW	3.27	3.31	3.29
COP	Heating	kW / kW	3.54	3.41	3.30
Star Rating	Cooling: Hot / Average / Cold		3 / 3 / 3	3 / 2.5 / 2.5	3 / 2.5 / 3
	Heating: Hot / Average / Cold		3 / 2.5 / 1.5	2 / 2 / 1.5	2 / 1.5 / 1.5
Running Current	Cooling / Heating	amps	9.1 / 9.5	10.2 / 11.1	11.8 / 12.8
Moisture Removal		l / hr	2.7	3.2	3.5
Noise Level	Indoor Sound Pressure (High / Quiet)	dB(A)	49 / 32	49 / 33	52 / 34
	Outdoor Sound Pressure	dB(A)	55	53	53
	Outdoor Sound Power	dB(A)	71	68	68
Air Circulation (Indoor - High Fan)		l / sec	311	311	347
Net Dimensions (H x W x D)	Indoor Unit	mm	320 x 998 x 238	320 x 998 x 238	320 x 998 x 238
		kgs	14	14	14
	Outdoor Unit	mm	620 x 790 x 290	830 x 900 x 330	1,290 x 900 x 330
		kgs	41	61	86
Piping Connections (Liquid / Suction)		mm	∅6.35 / ∅15.88	∅9.52 / ∅15.88	∅9.52 / ∅15.88
Max Pipe Length (Precharged Length)		m	30 / 15	50 / 20	50 / 20
Max Height Difference		m	20	30	30
Operation Range	Cooling	°CDB	-10 to 46	-10 to 46	-5 to 46
	Heating	°CDB	-15 to 24	-15 to 24	-15 to 24
Refrigerant			R410A	R410A	R410A

FUJITSU

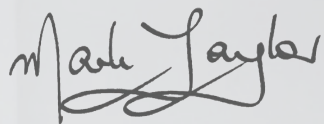
AUSTRALIA'S FAVOURITE AIR®



If you are looking for an air conditioner that you can trust to keep you comfortable all year round, my advice is to look no further than a Fujitsu.

They are efficient, effective, and beautifully designed, I should know, I bought one myself.

So for an air conditioner you can trust, go with the name you know, **Fujitsu, It's Australia's Favourite Air®.**



Mark Taylor

FUJITSU GENERAL AUSTRALIA
ABN 55 001 229 554 • A SUBSIDIARY OF FUJITSU GENERAL LIMITED

fujitsugeneral.com.au
email: contact@fujitsugeneral.com.au
Ph: 1300 882 201



Proud supporters of:



For every air conditioner sold, a donation is made to the Sporting Chance Cancer Foundation.

AIRSTAGE

FUJITSU

Lifestyle Range

Wall Mounted Reverse Cycle



Why Choose Fujitsu?

Australia's Favourite Air®

Fujitsu General is a leading supplier of air conditioners in Australia, with a portfolio to suit both residential and commercial applications. We focus all of our research and manufacturing strengths into air conditioners which has resulted in our extensive range of world-class, energy efficient, market-leading air conditioners.

Fujitsu General strives to consistently provide high quality, reliable products accompanied by superior customer service. To be 'Australia's Favourite Air®' means to be the best air conditioning company to deal with in Australia, not just a leading air conditioning brand.

That's why we're proud to say we are 'Australia's Favourite Air®'.

Fujitsu Channel Partner Network

Fujitsu have a comprehensive network of retailers and dealers right across Australia. This ensures that there is a local stockist in your area to assist you in purchasing a Fujitsu air conditioning system for your home.

An Award-Winning Brand

Fujitsu understands that our customers are investing in our brand and trusting that we will provide their family with a comfortable living environment all year round.

Fujitsu is honoured to be voted Reader's Digest Most Trusted Brand in the Air Conditioning category from 2018-2022 and awarded highly commended in 2023.

Fujitsu General has also won the ProductReview.com.au Best Appliance Brands award for 2023.



Peace of Mind

Fujitsu believe in the quality and reliability of every air conditioner we sell. This is why we're happy to provide a 5 year parts and labour warranty across the entire range.





Sporting Chance

Fujitsu General Australia is extremely proud to be a major sponsor of the Sporting Chance Cancer Foundation. Established in 1996, Sporting Chance is a not-for-profit organisation that helps provide home support and care to children with cancer.



To date, Fujitsu General has donated more than \$10M to this worthy cause, with a percentage of sales from Fujitsu's air conditioning units going towards the funding of outreach programs and exploring better ways to treat and overcome cancer.

Sporting Chance initiatives allow families to spend more quality time at home together, while still having access to the appropriate care for their child.

State of the Art Research and Development


Our state of the art research and development centre, located at our headquarters in Japan, is equipped with numerous testing facilities simulating a variety of air conditioning operating conditions. Our rigorous testing aims to meet Fujitsu's high standard of product quality and reliability.

Exceptional After Sales Service

At Fujitsu, we pride ourselves on providing exceptional customer service. Fujitsu General Assist is our in-house customer care and technical support department which was implemented to deliver a high level of support and accessibility to our customers.

Fujitsu General Assist deploys Fujitsu-trained technicians in Sydney, Melbourne, Brisbane, Adelaide, and Perth and provides access to dedicated Service Agents in all other parts of Australia. These technicians are well equipped with the necessary tools and spare parts to enable them to resolve issues onsite, promptly. This offers customers a high first time fix rate and seamless experience.





Lifestyle Range

7 models
from 2.5kW
to 9.5kW
Cooling capacity

ENERGY RATING		
5.5★	HOT climate	3.5★
5.0★	AVERAGE climate	3.0★
5.5★	COLD climate	3.0★

ASTG09KMTC model



Why Choose Our Lifestyle Range?

The Lifestyle range of wall mounted air conditioning units combine a sleek, modern design with efficient, intelligent features. With a matte finish and smooth edges, it blends seamlessly with any home's interior.

Simple Comfort Control

Ideal comfort can be enabled via the easy-to-use wireless remote controller. Super-quiet mode means the indoor fan operates at low speed to produce less noise. Powerful operating mode allows the system to reach the temperature setting quickly.

R32 Refrigerant - Lower GWP

Refrigerants play a vital role in how an air conditioner works. Compared to the commonly used R410A refrigerant, R32 has a 67 per cent¹ lower 'Global Warming Potential (GWP) Factor' whilst still maintaining the performance of the unit.

Energy Efficient

The Lifestyle range models are some of the most energy-efficient heating/cooling systems Fujitsu has designed. With built-in energy management features like human sensor control, economy mode and weekly timers, your home will be more comfortable and affordable all year round.

Wi-Fi Compatible

A selection of the Lifestyle models are compatible with the plug-in Fujitsu General Wi-Fi adaptor, a discreet solution that allows the unit to be controlled from anywhere by smartphone or tablet using the free myanywAiR Next app.

Human Sensor Control

All models in the Lifestyle range contain human sensor control, an intelligent feature which detects the movement of people to deliver optimum efficiency and temperature control. When in operation, if the sensor detects no movement in a room after 20 minutes, the unit will automatically switch to energy-saving operation, modifying temperature to minimise energy consumption. When movement is detected within the room, the unit reverts back to its previous setting.

Air Quality

Fujitsu's Apple-Catechin filter maintains indoor air quality by using the polyphenol ingredient extracted from apples to absorb fine dust, invisible mould spores and harmful microorganisms by static electricity to inhibit and deactivate further growth. Our filters contribute to a fresher and cleaner living environment for you and your family.

¹ <https://www.dcccew.gov.au/environment/protection/ozone/rac/global-warming-potential-values-hfc-refrigerants>

Lifestyle Range

- ✓ 7 models from 2.5kW to 9.5kW cooling capacity
- ✓ R32 refrigerant
- ✓ Sleek, modern design
- ✓ Apple-Catechin filter contributes to a fresher and cleaner living environment
- ✓ Efficient, intelligent features

Indoor units



Ideal for
small - medium
rooms



ASTG09KMTC

2.5kW cooling | 3.2kW heating

ASTG12KMTC

3.5kW cooling | 3.7kW heating



Ideal for
medium - large
rooms



ASTG18KMTC

ASTH18KMTC

5.0kW cooling | 6.0kW heating

ASTG22KMTC

ASTH22KMTC

6.0kW cooling | 7.2kW heating

ASTG24KMTC

ASTH24KMTC

7.1kW cooling | 8.0kW heating



Ideal for
large
rooms



ASTG30KMTC

ASTH30KMTC¹


8.5kW cooling | 9.0kW heating

ASTG34KMTC

9.4kW cooling | 10.3kW heating

ASTH34KMTC¹

9.5kW cooling | 10.3kW heating



Outdoor units



AOTG09/12KMTC



AOTG18/22/24KMTC
AOTH18/22/24KMTD



AOTG30KMTC



AOTH30KMTD¹



AOTG34KMTC



AOTH34KMTD¹

Standard controller



Standard Controller
AR-REW3E

Available optional controllers



anywAiR[®]
Technology Wi-Fi
Adaptor II
UTY-NXT-BOX



Wired Touch
Controller*
UTY-RNRYT5



Simple Wired
Controller*
UTY-RSRYT



Simple Wired
Controller (without
Operation mode)*
UTY-RHRYT

*Optional Communication Kit required for connection

Features

Comfort Functions



10°C Heat Operation

The room temperature can be set to go no lower than 10°C, ensuring that the room does not get too cold when not occupied.



Up/Down Swing Louvre

The up/down louvre automatically swings up and down.



Right/Left Swing Louvre¹

The right/left louvre automatically swings in either direction.



Double Swing Automatic¹

Complex swing action of the louvres enables them to swing automatically in both horizontal and vertical directions.



Automatic Louvre

The position of the louvres is set automatically to match the operating mode. It is also possible to adjust the louvres using the remote control.



Auto Shut Louvre

The auto shut louvres close or open automatically when the unit stops or starts.



Automatic Air Flow Adjustment

When auto mode is selected for the fan, the micro-processor adjusts the airflow to follow changes in room temperature.



Auto Restart

Should there be temporary loss of power, the unit will automatically restart itself in the same operating mode, once the power is restored.



Auto-Changeover

The unit automatically switches between heating and cooling modes based on the temperature setting and room temperature.



Powerful Mode

Powerful mode will operate the indoor unit fan and outdoor unit compressor at maximum operation to quickly make the room conditioned and comfortable.

Convenience Functions



Sleep Timer

The micro-processor gradually changes the room temperature, allowing you to sleep comfortably at night.



Program Timer

This timer allows selection of one of four options. ON, OFF, ON --> OFF, or OFF --> ON.



Filter Sign

Set the interval frequency to be reminded to clean the air filter on your unit.



On-Off Timer

ON-OFF timer can be set to operate once every 24 hours.



Weekly Timer

Different ON-OFF timers can be set for up to 7 days.



Auto-Off Timer²

The unit automatically stops operating when a fixed time has elapsed.

¹ Excludes ASTG09/12KMTC



Low Noise Mode

The compressor speed and the outdoor unit fan speed are limited to reduce the operational noise.



Super Quiet Mode

The indoor fan operates at low speed to produce less noise.

Energy Efficient Functions



Human Sensor

The sensor detects the movement of people in the room. The unit can be set into either an auto saving or an auto-off mode to help save energy.



Demand Response

This product is designed to be compatible with Air Conditioning Demand Response program. When your electricity supplier activates one of the three modes, the air conditioner switches over to the appropriate operation.



Economy Mode

The economy operation will save energy in heating, cooling and dry mode. Economy operation is set by pressing the button on the remote control.

Clean Function



Washable Panel

Dust that accumulates on the air conditioner can be easily cleaned with a damp cloth.



Apple-Catechin filter

Fine dust, invisible mould spores and harmful microorganisms are absorbed onto the filter by static electricity and further growth is inhibited and deactivated by the polyphenol ingredient extracted from apples.



Long-Life Ion Deodorisation Filter

The filter deodorises by powerfully decomposing absorbed odours using the oxidising and reducing effects of ion generated by the ultra-fine-particle ceramic.

Protection Feature



Blue Fin Heat Exchanger

Corrosion-resistance of the heat exchanger in coastal areas has been improved by blue fin treatment of the outdoor unit heat exchanger.

Specifications and features

Products in this brochure contain R32 refrigerant. Please refer to specifications before installation and servicing this product. Only persons and / or companies qualified and experienced in the installation, service and repair of refrigerant products should be permitted to do so. The purchaser must ensure that the person and / or company who is to install, service or repair this air conditioner has qualifications and experience in refrigerant products. Suitable access for warranty and service is required. Future improvements, specifications, designs of product and availability are subject to change without notice. Please check with your Dealer.

All Capacity and Energy Efficiency ratings are based on THE 2019 GEMs <65kW DETERMINATION

Cooling Indoor temperature 27°C DB / 19°C WB
Outdoor temperature 35°C DB / 24°C WB

Heating Indoor temperature 20°C DB / 15°C WB
Outdoor temperature 7°C DB / 6°C WB

Running current is at rated conditions (AS3823) and does not include compressor start-up or variations in power supply and load conditions.

Product Specifications

Set Code			SET-ASTG09KMTC	SET-ASTG12KMTC	SET-ASTG18KMTC	NEW MODEL SET-ASTH18KMTD	SET-ASTG22KMTC
Model No.	Indoor unit		ASTG09KMTC	ASTG12KMTC	ASTG18KMTC	ASTH18KMTD	ASTG22KMTC
	Outdoor unit		AOTG09KMTC	AOTG12KMTC	AOTG18KMTC	AOTH18KMTD	AOTG22KMTC
Power Source	V / Ph / Hz		220-240 / 1 / 50				
Capacity	Cooling (Rated (Min - Max))	kW	2.50 (0.80 - 3.60)	3.50 (0.80 - 4.10)	5.00 (1.00 - 6.50)	5.00 (1.00 - 6.50)	6.00 (1.10 - 7.50)
	Heating (Rated (Min - Max))	kW	3.20 (0.90 - 5.30)	3.70 (0.9 - 6.10)	6.00 (1.05 - 8.70)	6.00 (1.05 - 8.70)	7.20 (1.10 - 9.40)
Input Power	Cooling (Rated (Min - Max))	kW	0.53 (0.15 - 1.04)	0.89 (0.15 - 1.29)	1.16 (0.24 - 1.68)	1.16 (0.24 - 1.93)	1.58 (0.24 - 2.30)
	Heating (Rated (Min - Max))	kW	0.66 (0.25 - 1.61)	0.79 (0.25 - 1.89)	1.28 (0.14 - 2.42)	1.28 (0.14 - 2.75)	1.7 (0.14 - 2.63)
EER	Cooling	kW / kW	4.71	3.93	4.31	4.31	3.80
COP	Heating	kW / kW	4.84	4.68	4.69	4.69	4.24
Star Rating	Cooling: Hot/Average/Cold		5.5 / 5 / 5.5	4.5 / 4.5 / 5	4.5 / 4.5 / 4.5	5 / 4.5 / 5	4 / 4 / 4
	Heating: Hot/Average/Cold		3.5 / 3 / 3	3.5 / 3 / 2.5	3.0 / 2.5 / 2.5	3.5 / 3 / 2.5	3 / 2.5 / 2
TCSPF ¹	Residential (Hot/Average/Cold)		7.219 / 6.755 / 7.155	6.477 / 6.193 / 6.625	6.46 / 6.102 / 6.472	6.652 / 6.300 / 6.726	5.852 / 5.558 / 5.943
HSPF ²	Residential (Hot/Average/Cold)		5.36 / 4.975 / 4.548	5.241 / 4.817 / 4.278	4.704 / 4.48 / 4.092	5.004 / 4.676 / 4.181	4.609 / 4.194 / 3.605
Running Current	Cooling/Heating		amps	3.0 / 3.5	4.2 / 4.0	5.1 / 5.6	5.3 / 5.8
Moisture Removal			l / hr	0.3	1.0	1.3	2.3
Sound Pressure Level	Indoor (Cooling)	High/Quiet	dBA	40 / 19	40 / 19	46 / 29	46 / 29
	Indoor (Heating)	High/Quiet		40 / 21	42 / 21	46 / 29	46 / 29
	Outdoor (Cooling/Heating)	High		46 / 46	49 / 49	47 / 48	47 / 49
Sound Power Level	Outdoor	High		55	59	59	61
Air Circulation	Indoor (Cooling)	High Fan	l/sec	194	194	283	283
	Indoor (Heating)	High Fan		197	214	283	286
Dimensions H x W x D	Indoor		mm	270 x 834 x 222		280 x 980 x 240	
	Outdoor			542 x 799 x 290		716 x 820 x 315	
Net Weight	Indoor		kg	10.00		12.50	
	Outdoor			32.00		42.00	41.00
Connection Pipe Diameter (Liquid/Gas)			mm	Ø6.35 / Ø9.52		Ø6.35 / Ø12.70	
Pipe Length (Max (Precharged))			m	20 (15)	20 (15)	30 (15)	30 (15)
Max Height Difference			m	15	15	25	25
Operation Range	Outdoor (Min - Max)	Cooling	°CDB	-10 to 46	-10 to 46	-10 to 46	-10 to 50
		Heating		-15 to 24	-15 to 24	-15 to 24	-15 to 24
Refrigerant	Type			R32	R32	R32	R32
	Charge		kg	850	850	1,320	1,270

¹ Total Cooling Seasonal Performance Factor

² Heating Seasonal Performance Factor

NEW MODEL		NEW MODEL		NEW MODEL		NEW MODEL
SET-ASTH22KMTD	SET-ASTG24KMTC	SET-ASTH24KMTD	SET-ASTG30KMTC	SET-ASTH30KMTD ¹	SET-ASTG34KMTC	SET-ASTH34KMTD ¹
ASTH22KMTD	ASTG24KMTC	ASTH24KMTD	ASTG30KMTC	ASTH30KMTD ¹	ASTG34KMTC	ASTH34KMTD ¹
AOTH22KMTD	AOTG24KMTC	AOTH24KMTD	AOTG30KMTC	AOTH30KMTD ¹	AOTG34KMTC	AOTH34KMTD ¹
220-240 / 1 / 50						
6.00 (1.10 - 7.50)	7.10 (1.10 - 8.30)	7.10 (1.10 - 8.30)	8.50 (2.90 - 10.50)	8.50 (2.90 - 10.50)	9.40 (2.90 - 11.20)	9.50 (2.90 - 11.20)
7.20 (1.10 - 9.40)	8.00 (1.10 - 10.10)	8.00 (1.10 - 10.10)	9.00 (2.20 - 11.20)	9.00 (2.70 - 11.20)	10.30 (2.70 - 11.70)	10.30 (2.90 - 11.70)
1.58 (0.24 - 2.72)	2.08 (0.24 - 3.15)	2.08 (0.24 - 3.15)	2.46 (0.58 - 3.85)	2.49 (0.60 - 4.00)	2.78 (0.59 - 4.03)	2.72 (0.66 - 4.20)
1.70 (0.14 - 2.75)	1.91 (0.14 - 3.00)	1.91 (0.14 - 3.17)	2.34 (0.50 - 4.01)	2.39 (0.48 - 3.60)	2.84 (0.60 - 4.24)	3.04 (0.68 - 3.80)
3.80	3.41	3.41	3.45	3.41	3.38	3.49
4.24	4.19	4.19	3.84	3.77	3.63	3.39
4.5 / 4 / 4.5	3.5 / 3.5 / 3.5	3.5 / 3.5 / 3.5	3 / 2.5 / 2.5	4 / 3.5 / 4	3 / 2.5 / 2.5	4 / 3.5 / 4
3 / 2.5 / 2	3 / 2.5 / 2	3 / 2.5 / 2	2.5 / 2 / 2	4 / 3 / 2	2 / 2 / 1.5	3.5 / 2.5 / 1.5
6.009 / 5.714 / 6.146	5.307 / 5.039 / 5.400	5.344 / 5.094 / 5.481	4.658 / 4.334 / 4.477	5.560 / 5.284 / 5.716	4.628 / 4.317 / 4.482	5.501 / 5.242 / 5.633
4.640 / 4.258 / 3.722	4.779 / 4.212 / 3.525	4.819 / 4.265 / 3.586	4.111 / 3.856 / 3.546	5.550 / 4.534 / 3.841	3.834 / 3.603 / 3.312	5.079 / 4.100 / 3.474
7.1 / 7.7	8.9 / 8.3	9.3 / 8.7	10.4 / 10.1	11.0 / 10.6	11.7 / 11.9	12.0 / 13.4
2.3	2.7	2.7	2.5	4.4	3.5	4.9
48 / 29	49 / 29	49 / 29	51 / 33	51 / 32	52 / 34	51 / 34
48 / 29	49 / 29	49 / 29	51 / 33	48 / 32	51 / 33	51 / 33
49 / 52	54 / 52	54 / 53	50 / 54	53 / 55	50 / 54	58 / 59
61	66	66	66	65	65	70
294	325	325	389	381	389	381
300	325	331	389	350	389	372
280 x 980 x 240			340 x 1150 x 280			
716 x 820 x 315			830 x 900 x 330	788 x 940 x 320	914 x 970 x 370	998 x 940 x 320
12.50			18.50	16.50	18.00	16.50
41.00	42.00	41.00	60.00	53.00	74.00	62.00
Ø6.35 / Ø12.70			Ø9.52 / Ø15.88			
30 (15)	30 (15)	30 (15)	75 (20)	50 (20)	75 (30)	50 (25)
25	25	25	30	30	30	30
-10 to 50	-10 to 46	-10 to 50	-10 to 46	-10 to 50	-10 to 46	-10 to 50
-15 to 24	-15 to 24	-15 to 24	-15 to 24	-15 to 24	-15 to 24	-15 to 24
R32	R32	R32	R32	R32	R32	R32
1,270	1,320	1,270	1,650	1,700	2,000	2,300

¹ Available from November 2023.

AUSTRALIA'S FAVOURITE AIR®

| FUJITSU

FUJITSU GENERAL AUSTRALIA
A SUBSIDIARY OF FUJITSU GENERAL LIMITED

fujitsugeneral.com.au
1300 882 201
contact@fujitsugeneral.com.au

Fujitsu General accepts no liability for incorrect data.
Please ensure you have confirmed installation
requirements and pipe sizes prior to install.

FGAKMTD10/23

AIRSTAGE